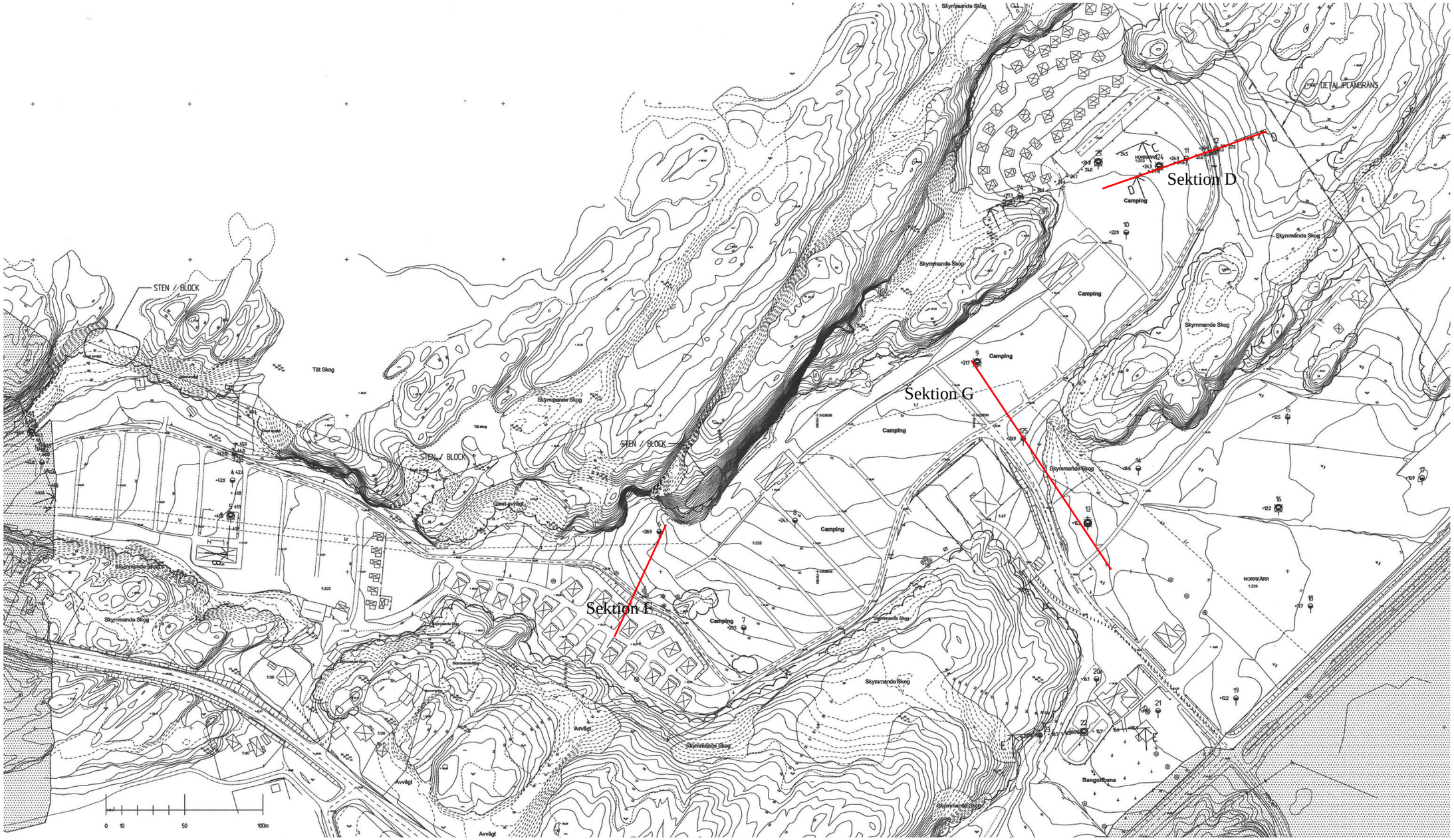
Sektion D
Sektion G
Sektion F
STEN / BLOCK
Tät Skog
Skymmande Skog
Camping
Avvägt
Bangolfbana
NORRKÄRR
DETALJPLANGRÄNS
0 10 50 100m

”Fastmark och berg i dagen”

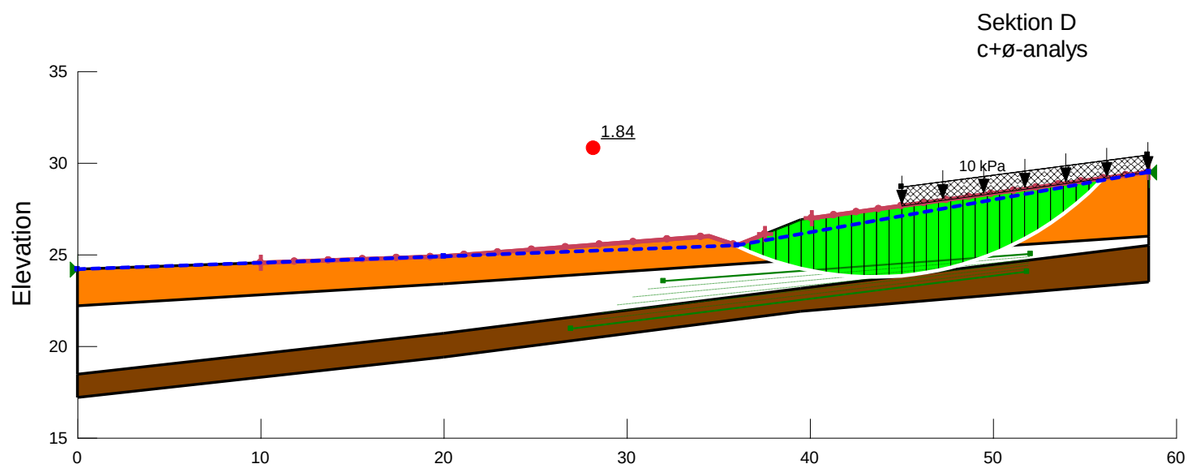

Color	Name	Model	Unit Weight (kN/m³)	C-Top of Layer (kPa)	C-Rate of Change ((kN/m²)/m)	C-Maximum (kPa)	Cohesion' (kPa)	Phi' (°)	Phi-B (°)	Piezometric Line
	Fast ytlager (sand/Let)	Mohr-Coulomb	18				0	32	0	1
	Fr	Mohr-Coulomb	18				0	35	0	1
	siLe	S=f(depth)	17	18	0	0				1

Sektion D
Kombinerad analys

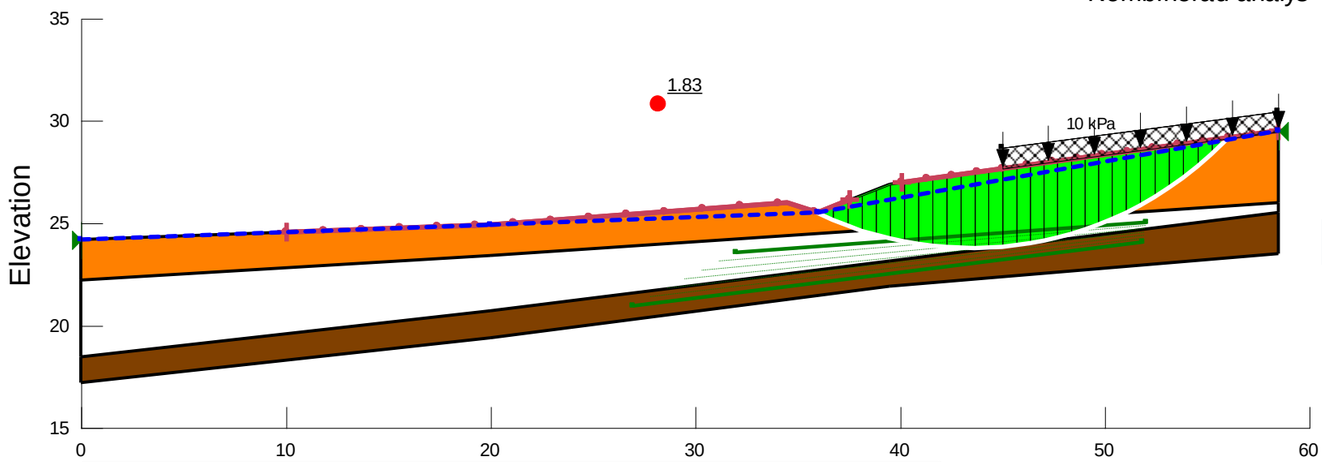

”Fastmark och berg”

Color	Name	Model	Unit Weight (kN/m³)	Cohesion' (kPa)	Phi' (°)	C-Top of Layer (kPa)	C-Rate of Change ((kN/m²)/m)	Cu-Top of Layer (kPa)	Cu-Rate of Change ((kN/m²)/m)	C/Cu Ratio	Phi-B (°)	Piezometric Line
	Fast ytlager (sand/Let)	Mohr-Coulomb	18	0	32						0	1
	Fr	Mohr-Coulomb	18	0	35						0	1
	siLe	Combined, S=f(depth)	17		30	1.8	0	18	0	0.1		1

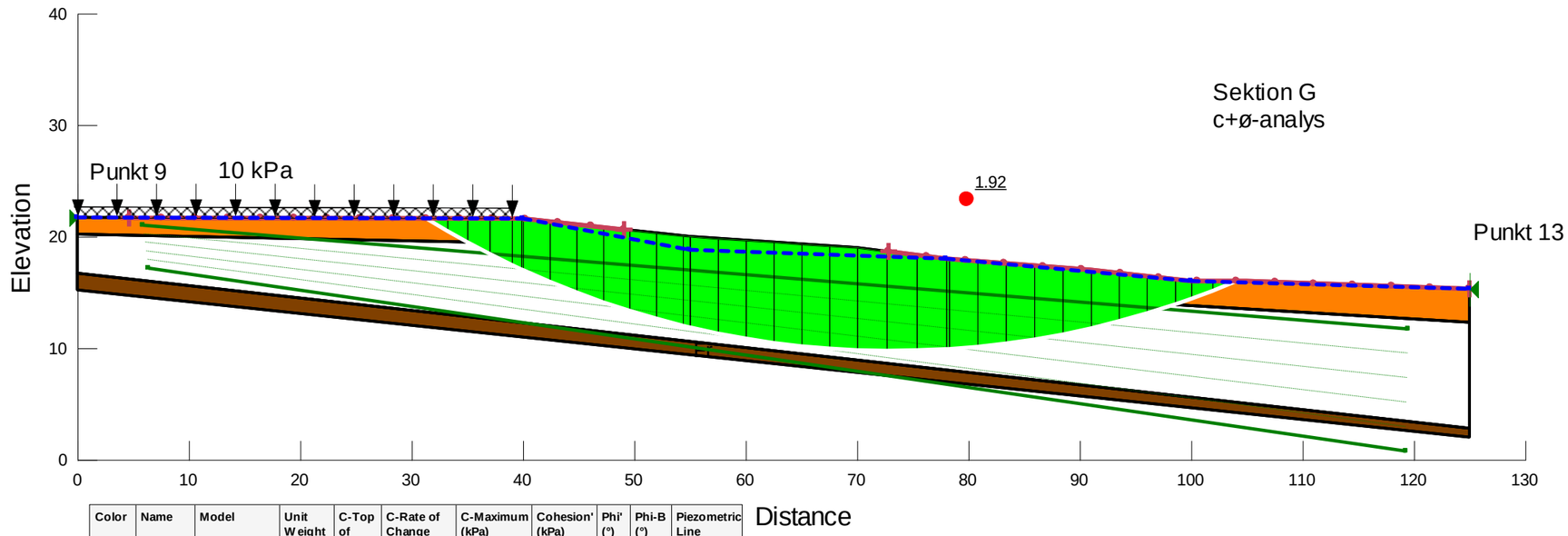

Color	Name	Model	Unit Weight (kN/m³)	C-Top of Layer (kPa)	C-Rate of Change ((kN/m²)/m)	C-Maximum (kPa)	Cohesion' (kPa)	Phi' (°)	Phi-B (°)	Piezometric Line
	Fast ytlager (sand/Let)	Mohr-Coulomb	18				0	32	0	1
	Fr	Mohr-Coulomb	18				0	35	0	1
	siLe	S=f(depth)	17	16	0.5	0				1

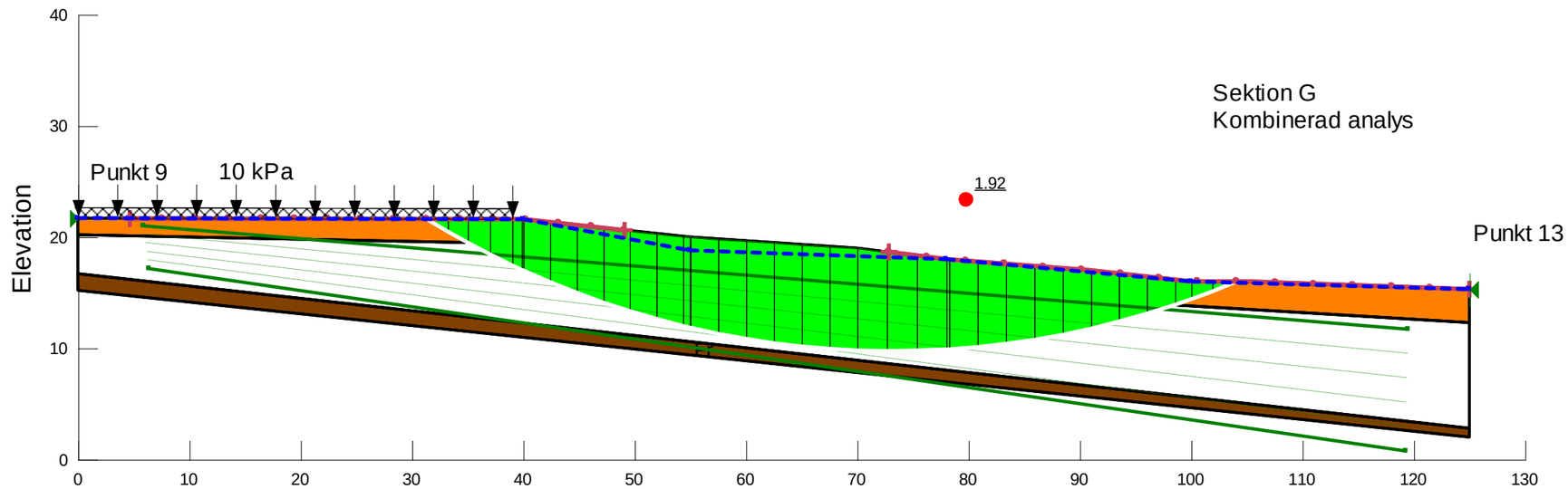

Color	Name	Model	Unit Weight (kN/m³)	Cohesion' (kPa)	Phi' (°)	C-Top of Layer (kPa)	C-Rate of Change ((kN/m²)/m)	Cu-Top of Layer (kPa)	Cu-Rate of Change ((kN/m²)/m)	C/Cu Ratio	Phi-B (°)	Piezometric Line
	Fast ytlager (sand/Let)	Mohr-Coulomb	18	0	32						0	1
	Fr	Mohr-Coulomb	18	0	35						0	1
	siLe	Combined, S=f(depth)	17		30	1.6	0.05	16	0.5	0.1		1

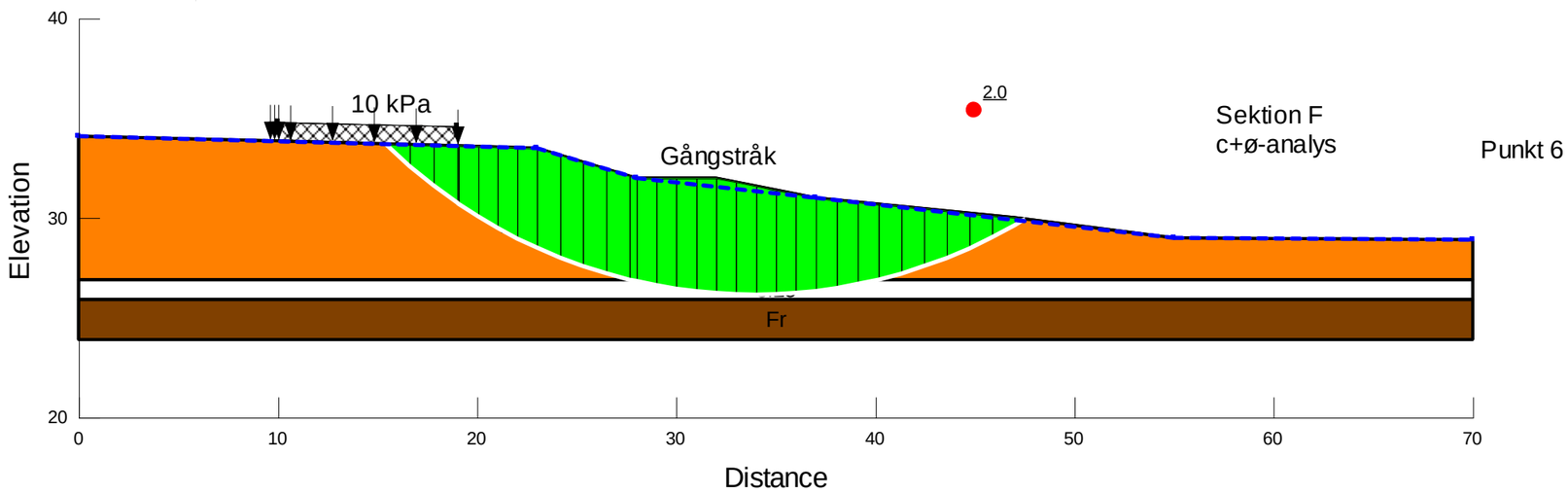

Color	Name	Model	Unit Weight (kN/m³)	C-Top of Layer (kPa)	C-Rate of Change ((kN/m²)/m)	C-Maximum (kPa)	Cohesion' (kPa)	Phi' (°)	Phi-B (°)	Piezometric Line
	Fast ytlager (sand/Let)	Mohr-Coulomb	18				0	32	0	1
	Fr	Mohr-Coulomb	18				0	35	0	1
	siLe	S=f(depth)	17	18	0	0				1

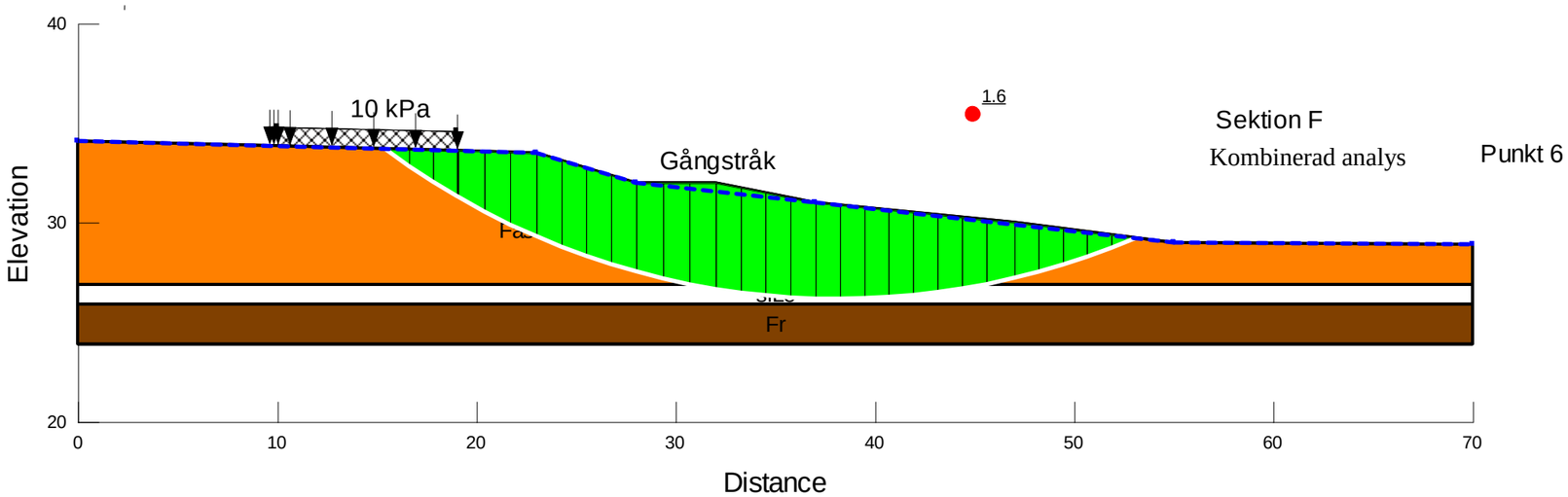

Color	Name	Model	Unit Weight (kN/m³)	Cohesion' (kPa)	Phi' (°)	C-Top of Layer (kPa)	C-Rate of Change ((kN/m²)/m)	Cu-Top of Layer (kPa)	Cu-Rate of Change ((kN/m²)/m)	C/Cu Ratio	Phi-B (°)	Piezometric Line
	Fast ytlager (sand/Let)	Mohr-Coulomb	18	0	32						0	1
	Fr	Mohr-Coulomb	18	0	35						0	1
	siLe	Combined, S=f(depth)	17		30	1.8	0	0	18	0.1		1

Sektion D
Kombinerad analys
Höjt portryck, 1.5 m över markytans nivå vid uk lera.

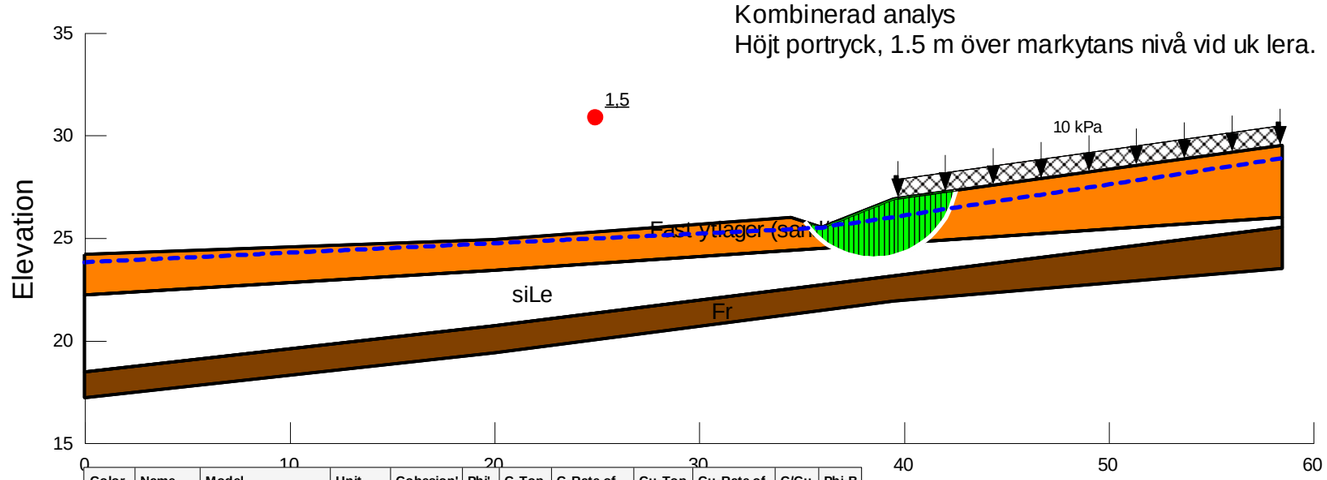

Color	Name	Model	Unit Weight (kN/m³)	Cohesion' (kPa)	Phi' (°)	C-Top of Layer (kPa)	C-Rate of Change ((kN/m²)/m)	Cu-Top of Layer (kPa)	Cu-Rate of Change ((kN/m²)/m)	C/Cu Ratio	Phi-B (°)
	Fast ytlager (sand/Let)	Mohr-Coulomb	18	0	32						0
	Fr	Mohr-Coulomb	18	0	35						0
	siLe	Combined, S=f(depth)	17		30	1,8	0	18	0	0,1	

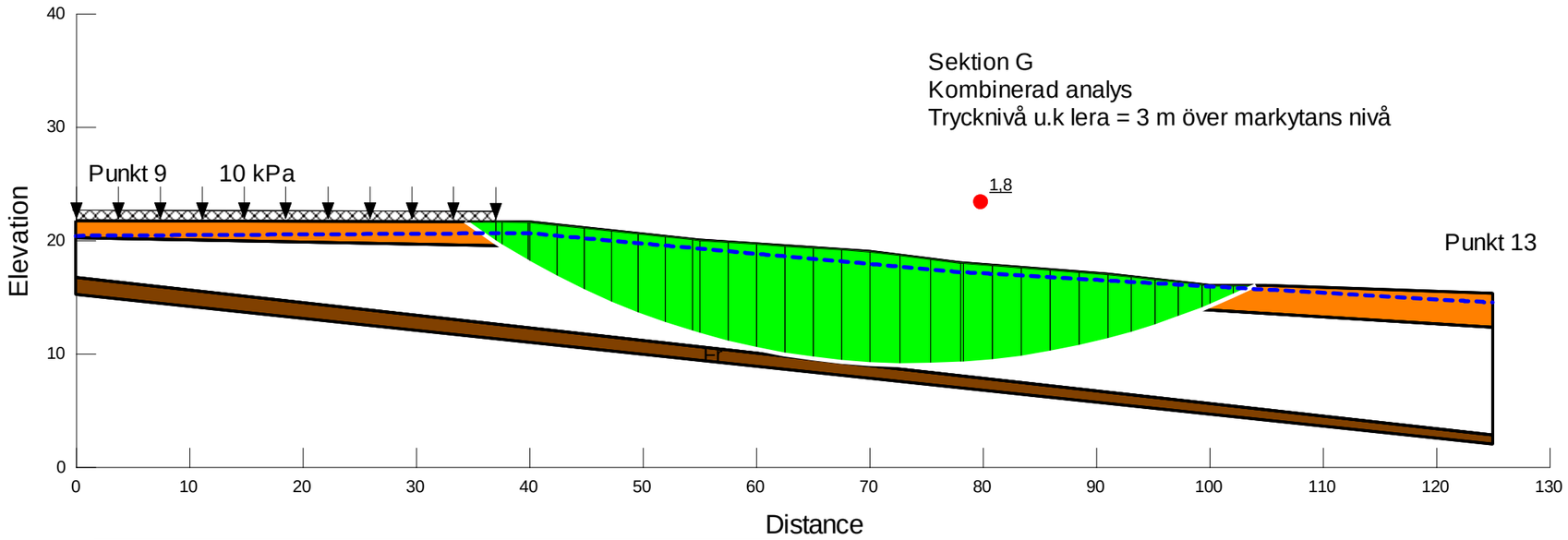

Color	Name	Model	Unit Weight (kN/m³)	Cohesion' (kPa)	Phi' (°)	C-Top of Layer (kPa)	C-Rate of Change ((kN/m²)/m)	Cu-Top of Layer (kPa)	Cu-Rate of Change ((kN/m²)/m)	C/Cu Ratio	Phi-B (°)
	Fast ytlager (sand/Let)	Mohr-Coulomb	18	0	32						0
	Fr	Mohr-Coulomb	18	0	35						0
	siLe	Combined, S=f(depth)	17		30	1,6	0,05	16	0,5	0,1	

Sektion F
Kombinerad analys
Trycknivå vid underkant lera motsvarar en trycknivå 1.8 m över markytan.

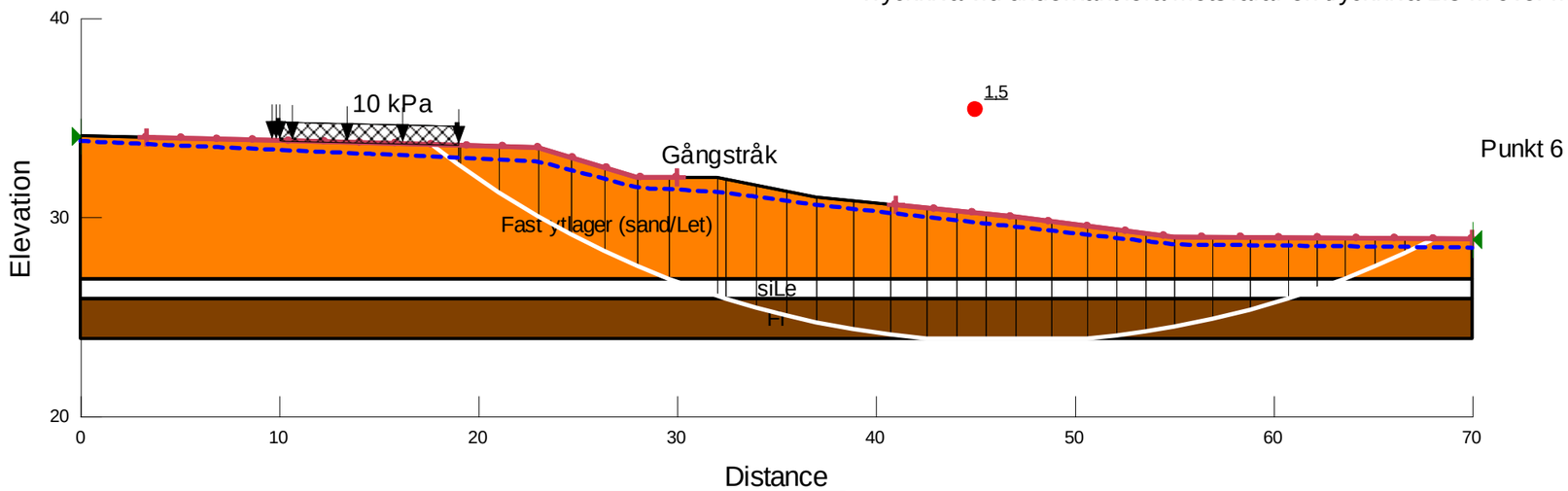

Color	Name	Model	Unit Weight (kN/m³)	Cohesion' (kPa)	Phi' (°)	C-Top of Layer (kPa)	C-Rate of Change ((kN/m²)/m)	Cu-Top of Layer (kPa)	Cu-Rate of Change ((kN/m²)/m)	C/Cu Ratio	Phi-B (°)
	Fast ytlager (sand/Let)	Mohr-Coulomb	18	0	32						0
	Fr	Mohr-Coulomb	18	0	35						0
	siLe	Combined, S=f(depth)	17		30	1,8	0	18	0	0,1	